



Things you can do



Add all of your students to one place, in which you can see their academic information.




Access Canvas courses that your students are enrolled in to see what is happening in class.



Schedule SEP Conferences, counselor meetings, etc. using this link. See you student's school for specific details.



Pay for lunch online using PayPAMS.



View your student's grades, assignments and assessments using the Gradebook application. (See inside for navigation details).




Complete online registration from this tile. Contact your student's school for specific dates, times, and instructions.



Access the Student Center to view test results, report cards, the Student Profile (historical data) and to access your school's Web Store.

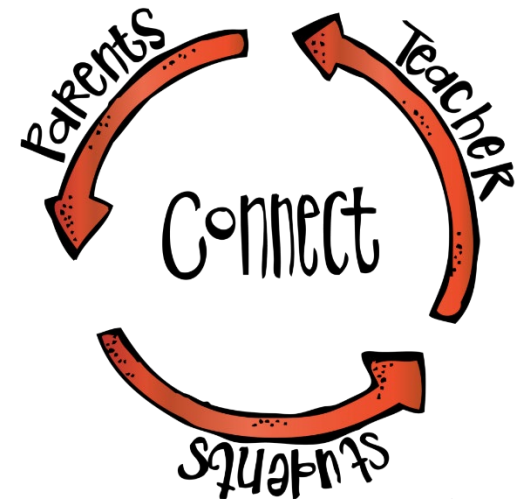
CREATE YOUR PARENT ACCOUNT:

1. Go to the website:
<https://portal.graniteschools.org>
2. Click 
3. Enter **your** name
4. Enter **your** e-mail address
5. Enter your **student's** id number (starts with a 9)
6. Enter your **student's** birthdate
7. Create a user name for you, that you will remember
8. Create a 7 digit or longer password with at least capital letter, a lowercase letter, and a number or symbol

Once your account is created, go to your e-mail and click the link to verify your e-mail and then you are ready to use your parent portal account.

NOW AVAILABLE: *Weekly e-mails with attendance and grades, if you have a parent portal account. Watch for them on Friday evenings!*

Granite School District Parent Portal



Why should I want a Parent Portal Account?

What can I do with a Parent Portal Account?

NEED HELP?

CONTACT YOUR STUDENT'S
SCHOOL, OR GIVE INFORMATION
SYSTEMS A CALL AT

385 – 646- 2500



What does it all mean?



Highly Proficient-4 I exceed expectations and can apply the standard in complex ways.

Proficient-3 I meet the expectations described in the standard and can do them independently.

Approaching Proficient-2 I am getting close to meeting expectations and can do the simpler parts of the standard independently.

Below Proficient-1 I still need help and support from my teacher to do the simpler parts of the standard.

High School Credits Proficiency-Based Grading Scale

A	3.51 – 4.00
A-	3.00 – 3.50
B+	2.84 – 2.99
B	2.67 – 2.83
B-	2.50 – 2.66
C+	2.34 – 2.49
C	2.17 – 2.33
C-	2.00 – 2.16
D+	1.66 – 1.99
D	1.33 – 1.65
D-	1.00 – 1.32
F	0.00 – 0.99

CLASSES USING PROFICIENCY-BASED GRADING

Choose **Standards** from the menu on the left

1. Make sure the correct grading period (GP) is selected.
2. Click in the box to Expand Details.
3. Due dates of assessment are shown.
4. Calculated grade for each standard.
5. Calculated grade for the entire course.

CLASSES USING TRADITIONAL GRADING

Choose **Assignments** from the menu on the left

1. Make sure the correct grading period (GP) is selected.
2. Click in the box to Expand Details.
3. Due dates, points possible and assignment score are shown.
4. Calculated grade for the entire course.