

## Parent Portal Navigation

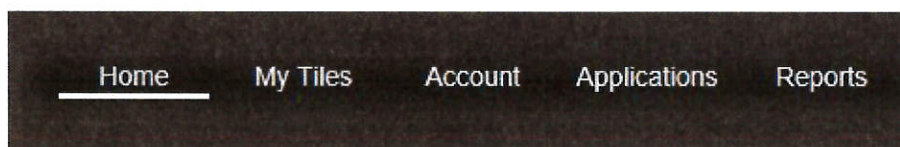
### Portal Home Screen:

This document outlines the options and information available to parents in the parent portal. The screen shot below displays the information the parent will see after logging into the portal. Some of the menu items on the left of the screen follow:

- **Default:** You will see the most frequently used items in the portal.



Along the bottom of the screen, you can select menu options to get to other areas of the portal. These options will be discussed later in this document.



There are two icons that only appear on the home screen and no other place on the portal. They are the **Add Student** and **Student Center** icons.



- **Add Student:** If you are not able to see all of your students after the initial setup, select this option to add additional students. You would also use this option as more family members are enrolled in GSD schools.



- **Student Center:** The student center is the area where you will be able to see student documents such as report cards, state testing and a student profile that contains comprehensive information about the student's school district history. There is also a link to the appropriate web store for the student's school, and you can view the student's current lunch balance.


The explanation of the other applications available will be discussed on the applications screen.

To exit the portal, select the icon with the arrow pointing to the left which is located at the top right corner of the screen:



**Student Center:** The student center will list the student names on the left. The options such as student profile, student documents, school web store are repeated as they are unique for each student. Select the 'X' at the top right of this screen to exit. The lunch balance information is updated nightly.

Student Center



**Granite School District**  
Select the option to the right of the student to see the information for that link

Students:	<a href="#">Student Profile</a>	<a href="#">Student Documents</a>	<a href="#">School Web store</a>	Lunch Balance: \$ 0.00
	<a href="#">Student Profile</a>	<a href="#">Student Documents</a>	<a href="#">School Web store</a>	Lunch Balance: \$ 0.00

The Documents below are optional as needed to be printed out and returned to school.

[McKinney Vento Form](#)  
[Fee Waiver Application](#)  
[Student Insurance](#)

English ▼  
English ▼  
English ▼


Web links  
[Free or Reduced Lunch Application](#)

**Student Profile:** The profile is a means to view current and past academic and testing information on a student. The initial profile page is a summary of information. Any item on the profile page that is underlined has drill through abilities to additional information. The profile extracts a significant amount of data and may take some time for the initial loading of information. The testing information currently displayed is prior year information. As the raw data become available for the new testing measures they will be added to the profile. The student profile will open a new tab in your web browser. You must exit that tab on the browser to close the profile.



- Student Documents:** This area contains historical documents for the students. You select the document area on the left of the window. After selecting the category, the documents available will be displayed in the upper right half of the browser window. After selecting the document desired from the top window the document will be displayed in the window below. The student documents will open in a new tab in your web browser. You must exit that tab on the browser to close the document area.
  - Quarterly report cards:** This area contains current school year report cards.
  - Final report cards:** This has the end of year or historical report cards.
  - State Assessments:** This contains the State SAGE testing student reports.





- **Account:** This option allows users to view information about their accounts and change their passwords if desired. A user cannot change any information in the portal such as email address, phone number, etc. The account must be deleted and a new account created if the email address is to change. Account Info: Displays information about your account. It does not allow you to change the information as it is for display only. Change password: Allows you to change your user password. System Check: Looks at the compatibility of the portal with your system.
- **Applications:** This option provides links to applications the parent may use. Some of the applications when selected automatically log the parent in; some do not. Canvas is an application mainly used by secondary schools. Parents are given an observer role into the student's courses. Canyon Creek Scheduler is an application used primarily by elementary schools for parents to schedule events such as parent teacher conferences. PayPams is the lunch payment system. Safari Montage is an educationally based video content system. Gradebook is the application all teachers are required to use to calculate students' grades. There is also demographic, testing, and other information available in the program.

**District Testing Overview:** The following are short descriptions of the tests that may be present on a student's profile:

- **DIBELS (Dynamic Indicators of Basic Early Literacy Skills)** are a set of procedures and measures for assessing the acquisitions of early literacy skills from kindergarten through sixth grade. They are designed to be short (one minute) fluency measures used to regularly monitor the development of early literacy and early reading skills. These research based measures are linked to

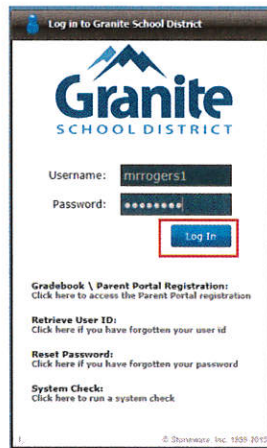
one another and predictive of later reading proficiency. Combined, the measures form an assessment system of early literacy development that allows educators to readily and reliably determine student progress.

Measure	Measurement Area
LNF	Risk Indicator
ISF	Phonological Awareness
FSF	Phonological Awareness
PSF	Phonological Awareness
NWF	Alphabetic Principle and Phonics
ORF	Alphabetic Principle and Phonics <u>Accuracy and Fluency</u> Comprehension
RTF	Comprehension
Daze	Comprehension
WUF	Vocabulary and Oral Language

- **SRI:** Scholastic Reading Inventory is a reading assessment program which provides immediate, actionable data on students' reading levels and growth over time. SRI helps educators differentiate instruction, make meaningful interventions, forecast growth toward grade-level state tests and demonstrate accountability.
- **Acuity** assessments provide diagnostic measures for students in English/Language Arts, Mathematics and Science. The assessment reports provide standards-aligned performance data which support an educator's ability to inform instruction at the student, class, school and district level.

## Contact Card

1. Go to <https://portal.graniteschools.org>. Type in the username and password for your **PARENT PORTAL ACCOUNT** then click 'Log in'. **Student** and **Employee** accounts do not have access to the contact card.




2. Once logged in, on your default row, there will be a tile labeled 'Contact Card,' click on this.



3. **ALL** students registered in your portal will display in 'Contact Card' tile. You can click on the [Student Information](#) hyperlink and this will open your students info. You are able to click in the student phone and or student email and update each. Remember to click the 'Update' button after/if you make a change. If everything looks good you can move on.

To change contact information contact:

**Student Information**

First Name	Middle	Last Name	
Phone	Email Address		
Street Address	Apt #		
City	State		
Birth Date	Gender		
		Zip	Ethnicity/Race
			Hispanic / Spanish

**Update**



4. If you click on the General Information hyperlink, you can then see (not edit) more information of what we have on file about your student (see below). If there are any discrepancies, please contact your school.

#### [General Information](#)

##### General Information

Does this student reside in a single parent home? No

Which language does your child most frequently speak at home? English

Which language do adults in your home most frequently use when speaking with your child? English

Which language(s) does your child currently understand or speak? English

Does your family come from a refugee background? No

What language do you prefer for school to home communication? English

##### Ethnicity/Race

Is this student Hispanic / Latino? No

Which of the following groups describe the students race? Hispanic / Spanish

5. If you scroll down more you can see each contact associated with your student. Once you click on their name you can see address, phone number and email for each. You can click in the phone number or email box and update those fields.

#### Contacts

(Mother)

##### General Information

First Name Last Name Type  
Mother

##### Contact Email Addresses

Email 1 Email 2 Email 3  
@GMAIL.COM Update

##### Contact Physical Addresses

7987 W Molly Dr Magna, Ut 84044

Line 1 Line 2 Zip  
City ST  
UT

##### Contact Phone Numbers

Phone # Type Phone Usage  
WORK Update

Phone # Type Phone Usage  
CELL/MOBILE Dialer Update  
SMS

(Father)

Mr Rogers (Other)

(Emergency)