

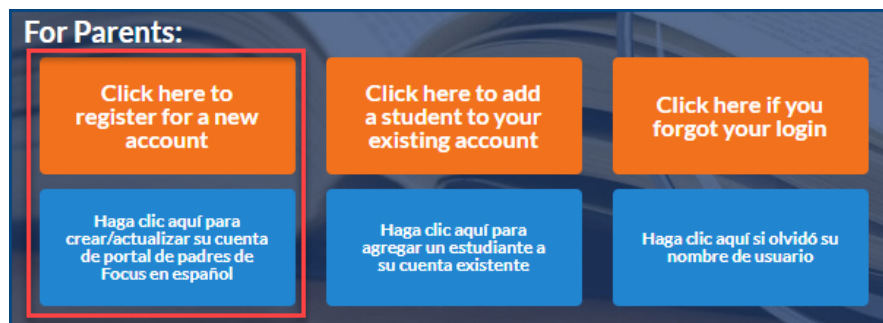
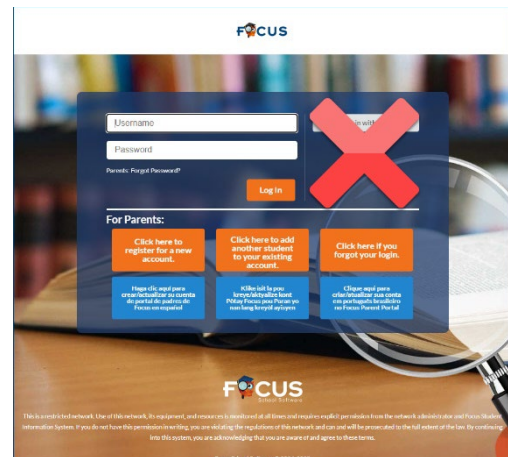
Parent Portal

NOTE: If you already have a Parent Portal account, you do not need to create a new one.

Creating Focus Parent Portal Account:

Step 1: Go to Focus.graniteschools.org

Step 2: Click on the button that reads “Click here to register for a new account.”



Step 3: Complete all the required fields to create your Focus Parent Portal account. ***All fields are required:**

- Enter your first and last name
- Enter your email
- Create a username you will remember
- Create a seven character or longer password.
 - Passwords must contain ALL four of the characteristics below:
 - One upper case letter
 - One lowercase letter
 - A number
 - A special character
- Click the Create Account button
- Once you have created your account successfully, you will receive an activation email

Granite SCHOOL DISTRICT

Create Portal Account

The Parent Portal was created to give parents/guardians a single location for accessing information about all of their students, and their students' schools. Through the Parent Portal, you can see grades, attendance, report cards, and other information about your students. You can also access links to pay for school lunch, access coursework, access your school's website to pay fees, and other links to more detailed information about your students that may be available in other systems managed by Granite School District.

Once you create an account, you will then be directed to the Focus Portal where you can associate students with your account. The information you provide when registering through the portal must match the information that your student's school has in the student information systems maintained by Granite School District. If you have more than one student, the parent/guardian contact information must exactly match for each student or the accounts will not link correctly.

*Contact First Name

*Contact Last name

*Email

*Desired User Name


*Password

- Must be at least seven characters long
- At least one upper case letter
- At least one lower case letter
- At least one number
- At least one special symbol (i.e., !, \$, #, %, etc.)

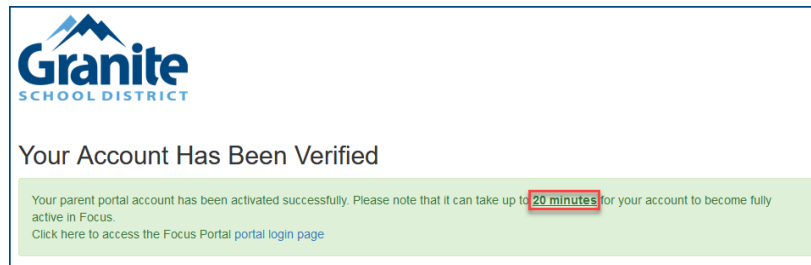
*Re-enter Password

[Resend activation link](#)

Step 4: Go to your email and click on the link to activate your account



Step 5: Once you have activated your Focus Parent Portal account, it can take up to 20 minutes for the account to become fully active.



FAQ

What if I click the create account button and it takes me to a blank page?

-Your account will need to manually activated. Contact the school and they can activate it for you.

What if I don't receive my email?

- Your account will need to manually activated. Contact the school and they can activate it for you.