


OAKWOOD ELEMENTARY SCHOOL
HOME OF THE OWLS
COMMUNITY COUNCIL MEETING



Date: Tuesday, February 13, 2024

Time: 8am - 8:50am

Location: Owl Nest (Faculty Room)

Purpose of Community Council: The council identifies the most critical needs of students and develops plans to help students meet academic goals. After considering the school's most critical needs, allocates LAND Trust Funds to enhance academic excellence.

Virtual Link to join (if needed)

Agenda

1. Welcome/guests
2. Thank you-Jeremy Pack and Melissa Baese
3. Last month's meeting notes
 - a. Questions/Additions
 - b. Approval of Minutes-Motion to Approve Chelsea Dye, Second Nate Cromar, All in Favor
4. Principal updates
 - a. Current enrollment (kindergarten, special permits, DLI) 37 total (21special permits-8 have currently enrolled, 29 in-boundary)
First grade DLI-26 (20 in-boundary, 6 out-of-boundary)
Anticipate 550 students next year
 - b. 2023-24 Land Trust Funds Budget We have \$8,475.92 left in the budget for the remainder of the year. Jennifer Oettli and Melissa Baese would like an aide to help with MLL. Shelly Benevento would like an aide for behavioral supports. New copy machines or fixing copy machines is also an option. Community council teacher reps will report back next month for how faculty would like this money spent. Land Trust salary pays for Jessica Stearn (reading volunteer coordinator) and Wendy Jones (technology coach).
 - c. 2024-25 Land Trust Budget- Budget should be similar to last year. ESSER (COVID) funding will not be available next year. Recommendation to keep Literacy Coach and Tech Coach full time next year.
 - d. other
5. Panorama Data (Ben Johnson)

- a. Oakwood teaches SEL (social emotional learning). COVID not only affected core subjects but SEL. Oakwood saw 5% drop in positive feelings from Fall 2023 to Winter 2023-24, this was the greatest drop in all areas. 2% is considered a notable change. Teacher-student relationships saw the greatest increase.
 - b. Oakwood ranks 80-90th percentile in 7/7 measured areas.
6. Middle of year test results-Will discuss at next meeting
- a. Continued discussion on test results
 - b. Kindergarten full day vs half day test results
7. Follow-up DLI program discussion-Will discuss at next meeting

Next Meeting Information

Date: March 12, 2024 (2nd Tuesday)

Time: 8:00am– 8:50am

Location: Owl Nest (Faculty Room)

Agenda will be emailed out and posted to [school's webpage](#) one (1) week prior to meeting.

OAKWOOD COMMUNITY COUNCIL MEETINGS
ATTENDANCE SIGN IN SHEET

DATE: TUESDAY, FEBRUARY 13, 2024

<u>Position</u>	<u>Write your name below</u>	<u>In Person or Online</u> <u>-Circle-</u>	
Member	Eric Bailey	<u>In-Person</u>	Online
Member	Nathan Cromar	<u>In-Person</u>	Online
Member	Jeremy Pack	<u>In-Person</u>	Online
Member	Melissa Baese	<u>In-Person</u>	Online
Member	Jennifer Olti	<u>In-Person</u>	Online
Member	Chelsea Dye	<u>In-Person</u>	Online
Member	Tiffany Passey	In-Person	Online
Member	Michelle Cannon	<u>In-Person</u>	Online
Member	Shelly Benard	<u>In-Person</u>	Online
Member	Lindsey G.	In-Person	<u>Online</u>
Member	Danny M.	In-Person	<u>Online</u>
		In-Person	Online
Guest	Ben Johnson	<u>In-Person</u>	Online
Guest	Megan Carter	<u>In-Person</u>	Online
Guest		In-Person	Online
Guest		In-Person	Online
Guest		In-Person	Online

Current Enrollment Counts

As of 2/13/2024

Kindergarten Enrollment

Total # =	37	out of the anticipated	70 - 80
Special Permit =	8		
In-Boundary =	29		

Special Permits

Kindergarten =	21	8 have enrolled	Main office will reach out to the others and have them enroll
1st =	5		
2nd =	2		
3rd =	3		
4th =	1		
5th =	1		
Total =	33		

Chinese DLI

Next Year's Cohort (1st) =	26	20 In-Boundary
		6 Out of Boundary

Next Year's Current #s

1st =	26
2nd =	31
3rd =	31
4th =	17
5th =	19

Updated on 1/3/24								Personnel	
Oakwood									
LAND Trust									
Account	Description	Working	Expensed	Encumbered	Test	Committed	Balance	Name	Latest date expensed from this budget
10-326-24-5420-1000-0136-000	Hourly - Teachers - Instruction	78.19	0.00	0.00		0.00	78.19	Hourly - Aides / Paras	
10-326-24-5420-1000-0166-000	Hourly - Aides / Paras	2,865.00	994.95	0.00		994.95	1,870.05	DYAD Reading Coordinator	12/22/2023
10-326-24-5420-1000-0210-000	State Retirement	18.52	0.00	0.00		0.00	18.52	Salaries - Instructional Coaches	
10-326-24-5420-1000-0220-000	Social Security	225.16	76.12	0.00		76.12	149.04	Tech Coach	12/22/2023
10-326-24-5420-1000-0270-000	Worker's Compensation	14.72	4.95	0.00		4.95	9.77		
10-326-24-5420-1000-0610-000	General Supplies - Instruction	10,279.45	0.00	0.00		0.00	10,279.45		
10-326-24-5420-2200-0131-000	Salaries - Instructional Coaches	43,823.06	11,386.44	32,436.62		43,823.06	0.00	Hourly - Teachers - PD	
10-326-24-5420-2200-0136-000	Hourly - Teachers - PD	2,800.00	2,800.00	0.00		2,800.00	0.00	Summer PLC Classes	12/22/2023
10-326-24-5420-2200-0210-000	State Retirement	10,923.62	3,260.11	7,663.51		10,923.62	0.00		
10-326-24-5420-2200-0220-000	Social Security	3,393.89	1,009.99	2,383.90		3,393.89	(0.00)		
10-326-24-5420-2200-0240-000	Group Medical Insurance	10,104.52	3,368.16	6,736.35		10,104.51	0.01		
10-326-24-5420-2200-0270-000	Worker's Compensation	233.10	70.91	162.19		233.10	0.00		
							12,405.03		

10% = \$8,475.92



Oakwood Community Council Meeting - Feb 2024

Panorama Survey & SY 23-24 Schoolwide Data

Why Social Skills & Dispositions Surveys

Use your survey results to...

- **Act on data and plan solutions** at the school, classroom, and individual student levels
- **Understand differences** among student experiences to **proactively create support structures**
- View and understand SEL data alongside academic, behavior, and attendance data to develop interventions that support the **whole student**
- **A measured goal** on the strategic plan



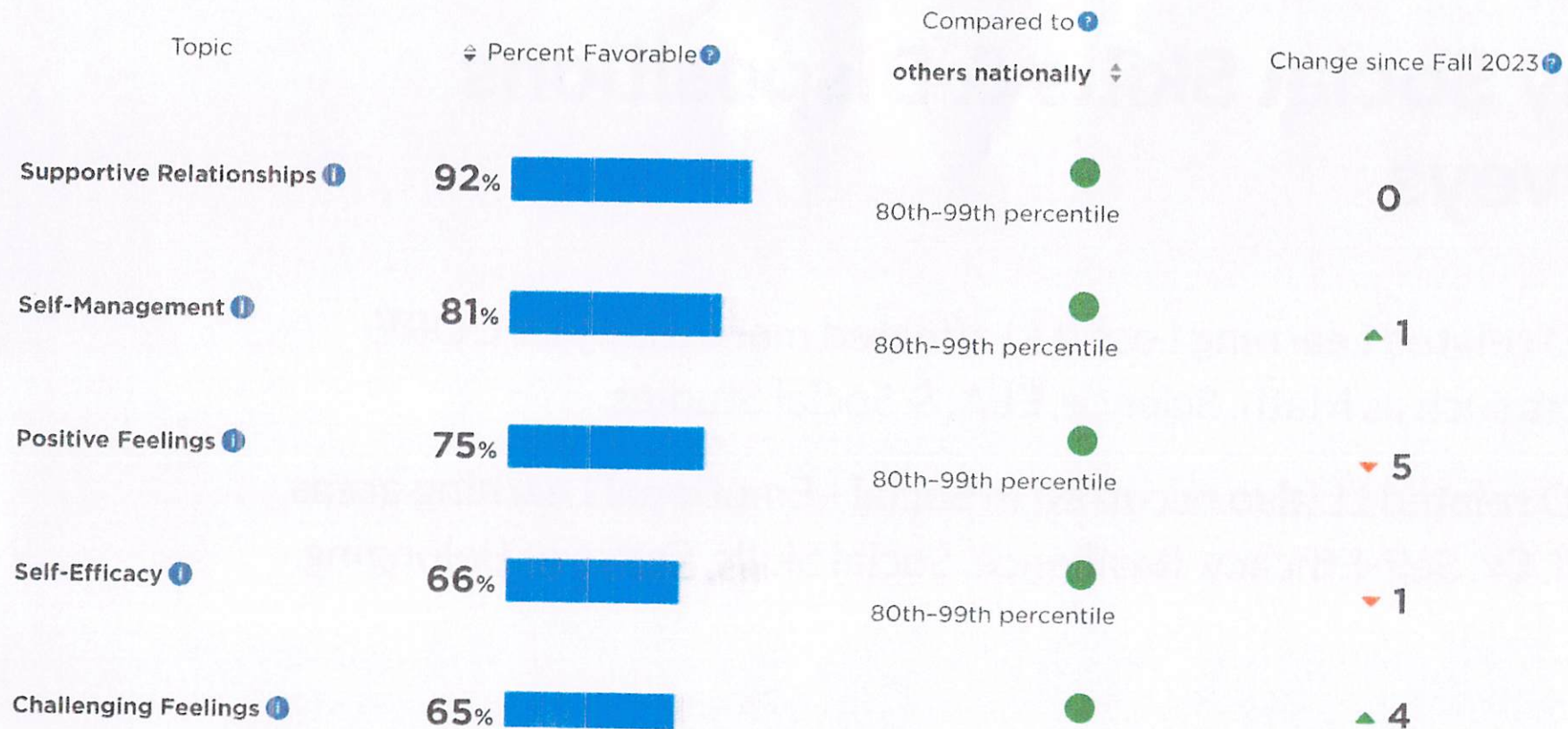
Why Social Skills & Dispositions Surveys

COVID related Learning Loss (LL) affected more than just CORE subjects such as Math, Science, ELA, & Social Studies.

COVID related LL also occurred in Social - Emotional Learning areas as well. Ex. Self-Efficacy, Resilience, Social Skills, Sense of Belonging.






Oakwood Social Skills & Disposition Survey Data

- How did students perceive their own social-emotional skills?



Oakwood Social Skills & Disposition Survey Data

- How did students perceive their own social-emotional skills?

Topic	Percent Favorable	Compared to	Change since Fall 2023
		Granite School District (UT)	
Supportive Relationships	92% 	+4	0
Self-Management	81% 	+11	▲ 1
Positive Feelings	75% 	+11	▼ 5
Self-Efficacy	66% 	+11	▼ 1
Challenging Feelings	65% 	+10	▲ 4

Oakwood Social Skills & Disposition Survey Data

Greatest Decrease...or is it?

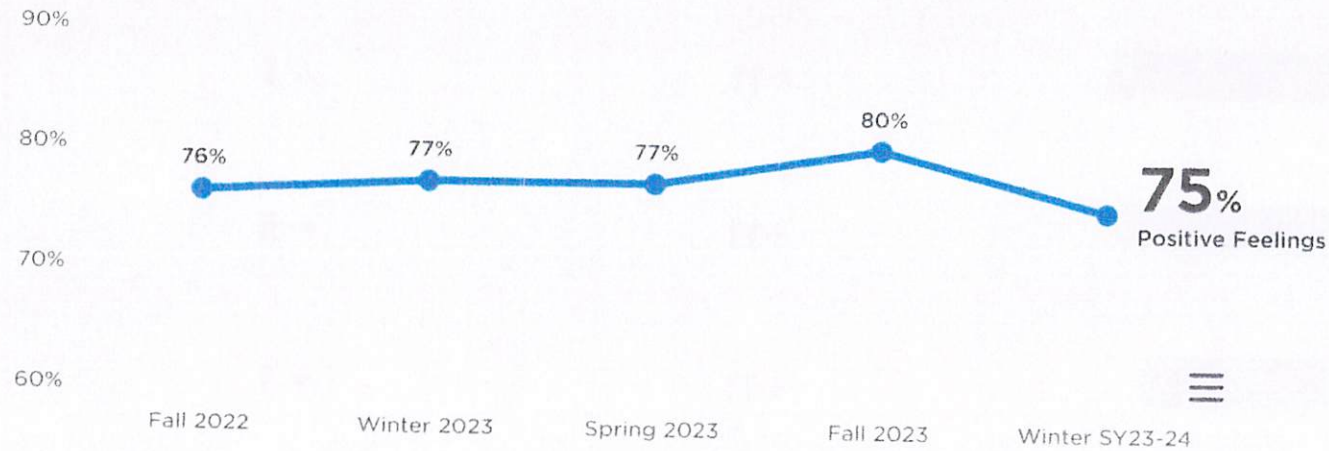
Positive Feelings

Based on **240** responses

How frequently students feel positive emotions.

How have results changed over time?

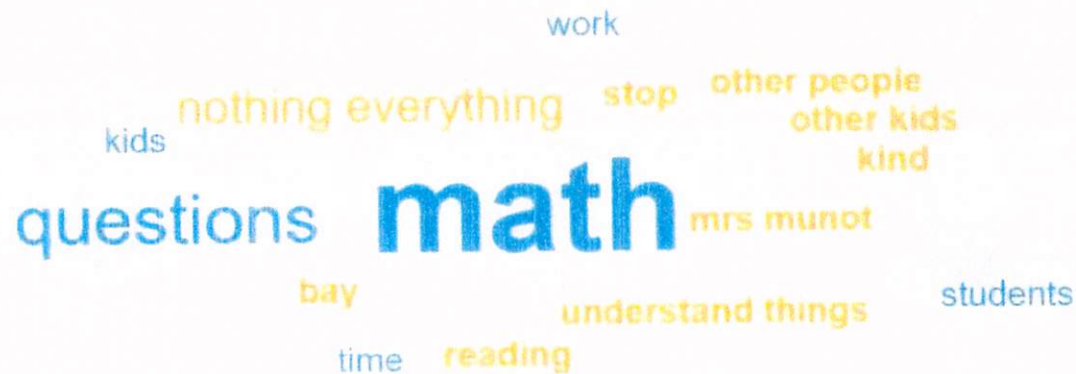
Percent Favorable



Oakwood Social Skills & Disposition Survey Data

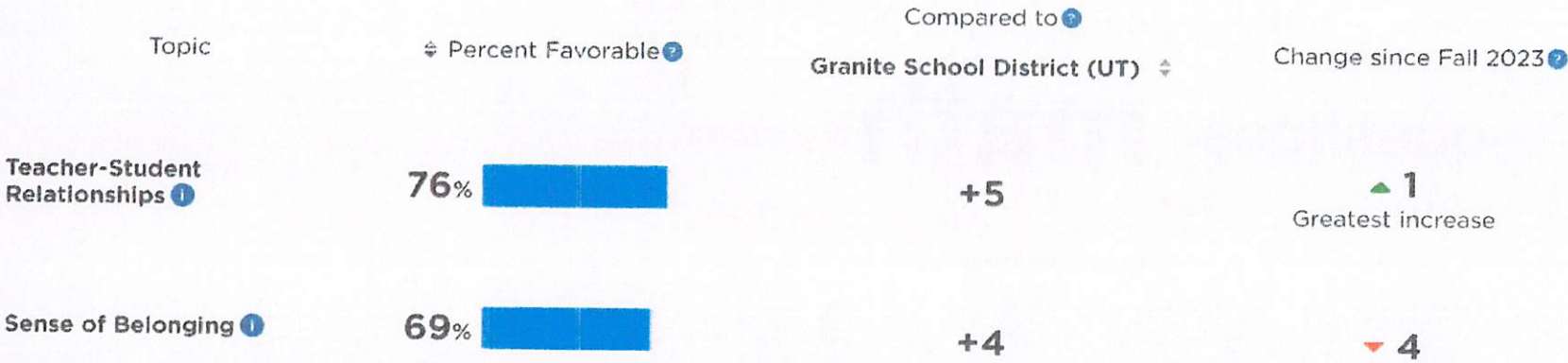
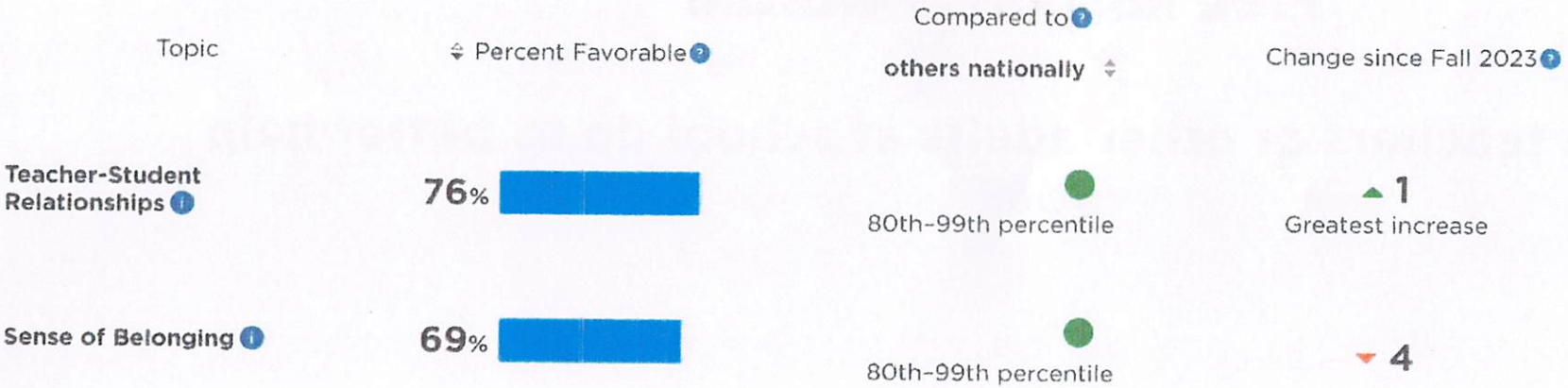
Free Response Wordle

What can teachers or other adults at school do to better help you?



Oakwood Supports & Environment Data

- What feedback did students have for their school?



Oakwood Supports & Environment Data

- Greatest Increase...or is it?

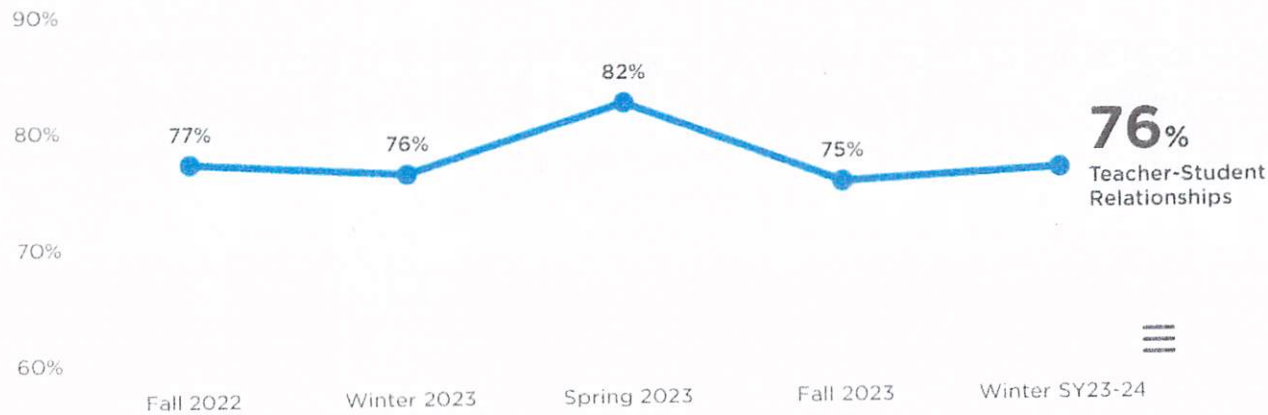
Teacher-Student Relationships

Based on **234** responses

How strong the social connection is between teachers and students within and beyond the classroom.

How have results changed over time?

Percent Favorable





Are we admiring data or applying data?

Certainly Oakwood Elementary has admirable Panorama Survey data. Our school ranks in the 80th-90th Percentile in 7/7 measured areas.

Our teachers, staff and administrative team applies the data in Student Support Team, Leadership Team, SEL Lessons and Continuous Improvement Plan (CIP).

Middle of Year Data for Oakwood SCC

2023-24 School Year Only

Kindergarten Full Day vs Half Day

ELA at Middle of the Year

Full Day	58%	41.76	out of	72	Showing Typical or Above Typical Growth
Half Day	26%	5.46	out of	21	

Full Day	65%	46.8	out of	72	Reading on Grade Level
Half Day	47%	9.87	out of	21	

Math at Middle of the Year

Full Day	66.67%	46	out of	69	At or Above Benchmark
Half Day	33.33%	7	out of	21	

Full Day	17.39%	12	out of	69	Below Benchmark
Half Day	38.10%	8	out of	21	

Full Day	15.94%	11	out of	69	Well Below Benchmark
Half Day	28.57%	6	out of	21	

1st Grade Traditional vs DLI

Math at Beginning of the Year

Traditional	0.00%	0	out of	60	Mid or Above Grade Level
DLI	5.00%	1.05	out of	21	

Traditional	1.67%	1	out of	60	Early Grade Level
DLI	5.00%	1.05	out of	21	

Traditional	78.18%	46.91	out of	60	1 Grade Level Below
DLI	71.00%	14.91	out of	21	

Traditional	20.15%	12.09	out of	60	2 Grade Levels Below
DLI	28.57%	6	out of	21	

Math at Middle of the Year

Traditional	18.38%	11.03	out of	60	Mid or Above Grade Level
DLI	19.00%	3.99	out of	21	

Traditional	13.38%	8.03	out of	60	Early Grade Level
DLI	14.00%	2.94	out of	21	

Traditional	60.07%	36.04	out of	60	1 Grade Level Below
DLI	57.00%	11.97	out of	21	

Traditional	8.48%	5.09	out of	60	2 Grade Levels Below
DLI	10.00%	2.1	out of	21	

ELA is taught by all Traditional Teachers