

Accessing USBE's Enrollment and Demographic Reports

A Quick Guide

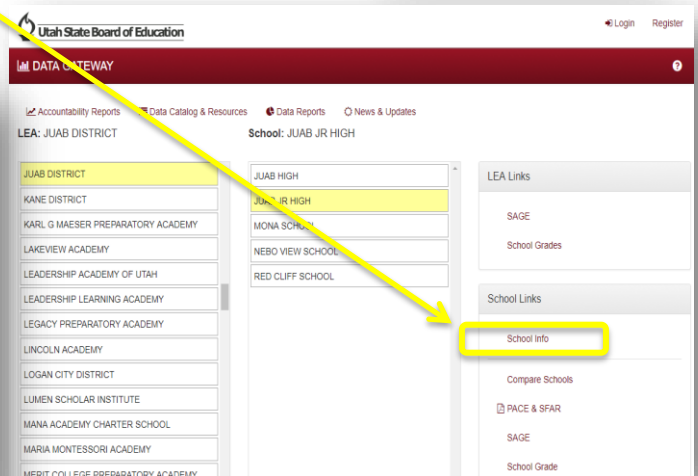
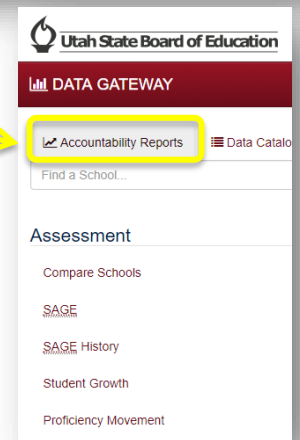
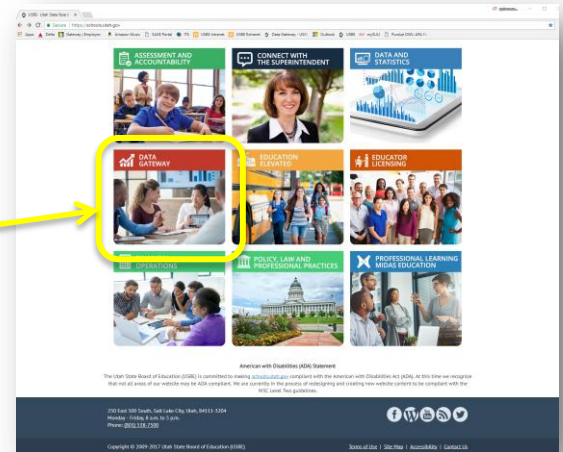
1. Go to www.schools.utah.gov

2. Click on "Data Gateway"

3. Click on "Accountability Reports"

3. Select your district (or charter) and school from the lists, then click "School Info"

4. A summary of the school's information including staffing, enrollment, and demographic characteristics is provided.



JUAB JR HIGH JUAB DISTRICT (2016 - 2017 school year)

Principal/Director: Rowley, Kenneth	School Type: Traditional
Address: 555 E 800 N NEPHI, UT 84648	Students: 379
	Principals: 1
Phone: (435) 623-1541	Counselors: 1
Grades: 7 - 8	Teachers: 21
	% Endorsed: 97.4%
	% Grad Degree: 35.5%

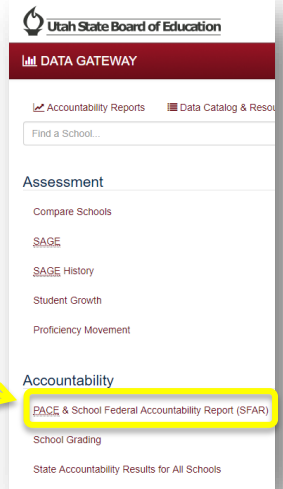
Enrollment by Grade	Enrollment by Ethnicity
Grade 7: 185	American Indian: 1
Grade 8: 194	Black: 2
	Caucasian: 351
	Hispanic: 17
	Multi Race: 8

Enrollment by Gender	Subgroup Percentages
Female: 174	Econ Disadv: 39.6%
Male: 205	Ethnic Minority: 7.4%
	Special Ed: 12.1%

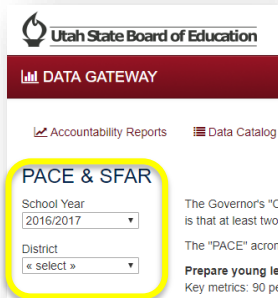


Accessing USBE's Academic (PACE) Reports A Quick Guide

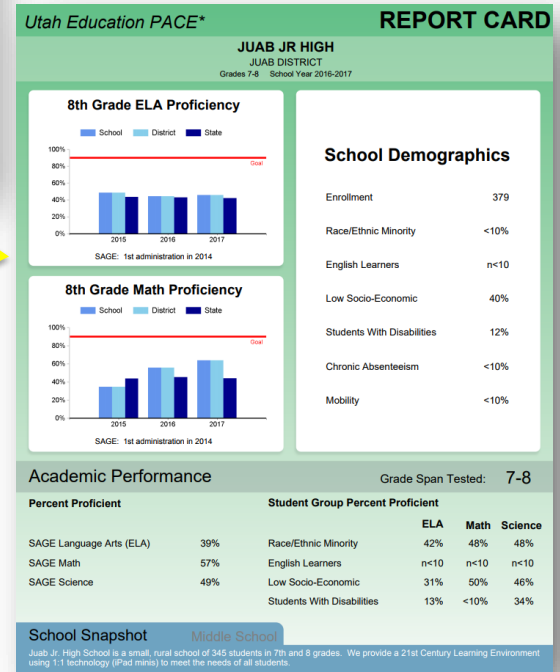
1. Follow Steps 1 and 2 on the previous page then click on "PACE & School Federal Accountability Report (SFAR)".
2. Select your district from the dropdown at the left, then click on the link to your school.



3. The first page shows a summary of the school's performance on a few key indicators relative to the Governor's achievement goals for education.

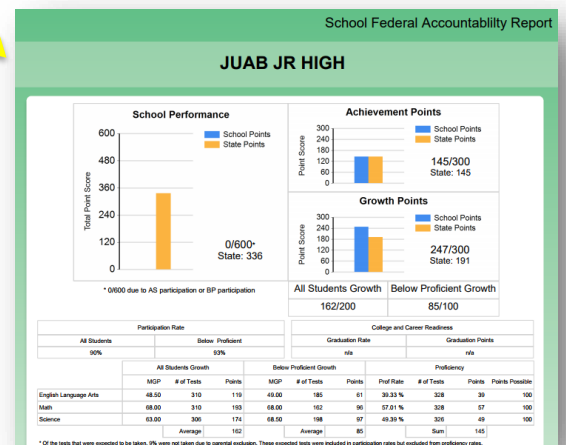


4. The second page shows a summary of achievement points (% proficient). It also shows a summary of growth points (student growth percentile).



3. Subsequent pages give additional details on achievement and growth by grade level, course, and demographic subgroups.

Subject	Grade	State Points	State Points	State Points	State Points	State Points	State Points	State Points	State Points	State Points	
English Language Arts	All Students	48.00	310	119	49.00	185	61	39.33%	328	39	100
Math	All Students	63.00	310	160	68.00	162	96	57.81%	338	17	100
Science	All Students	63.00	305	174	68.00	168	97	62.33%	335	49	100



Accessing USBE's Academic (SAGE) Reports

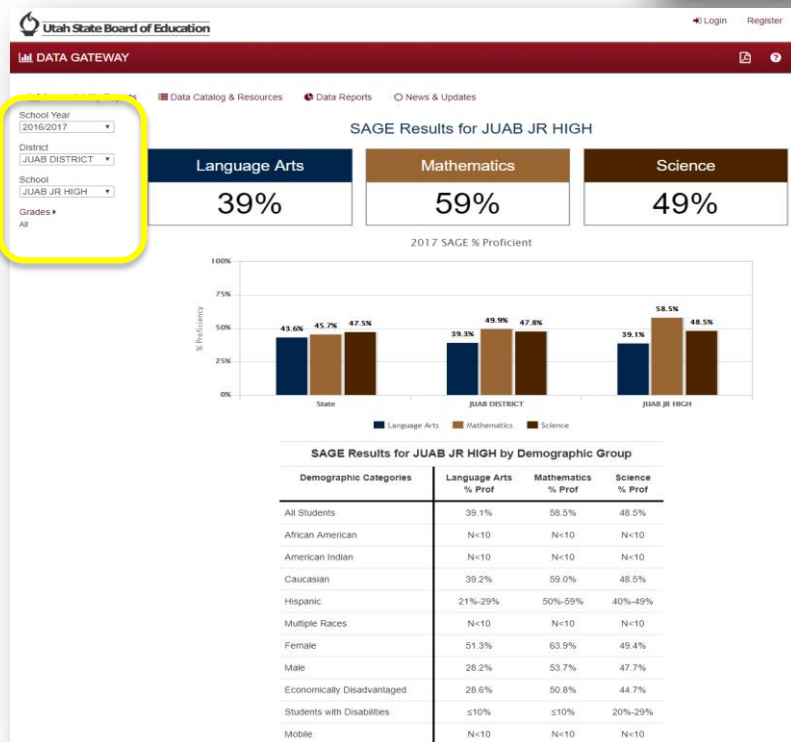
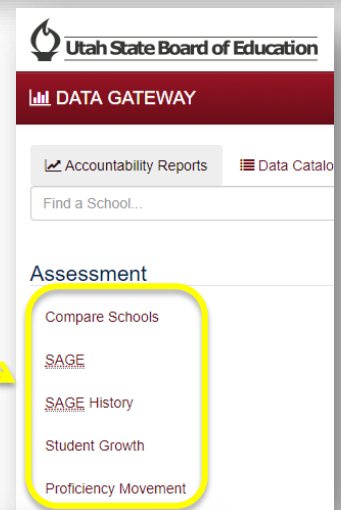
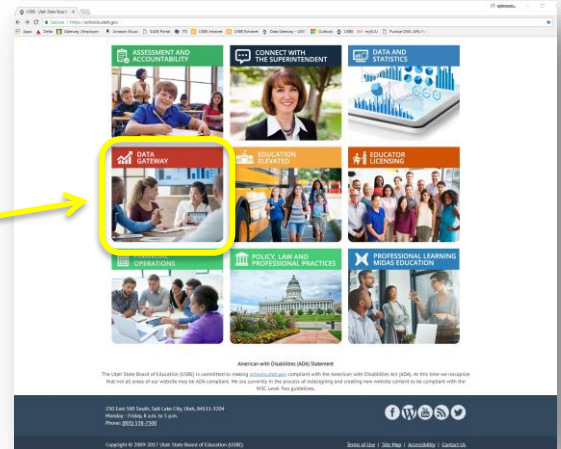
A Quick Guide

1. Go to www.schools.utah.gov

2. Click on "Data Gateway"

3. Click on "Compare Schools," "SAGE," "SAGE History," "Student Growth," or "Proficiency Movement"

4. Select your district, school, and grade level from the dropdowns on the left.



The report shows percent proficient with state and district comparisons as well as demographic subgroup achievement.